






ACT SHORT

TORG

ACT III
ADVANCED COMPOSITE TECHNOLOGY



COMP.2



GO-KART



MULTIPLIER



PG-R



BIGBOY 23



BLACK RAIL ONLY


BLACK AND GREEN RAIL



BLUE AND BLUE RAIL



BLACK AND ORANGE RAIL



BAMBOO AND BLUE RAIL

5'10	- TBC
6'0	- TBC
6'2	- TBC
6'4	- TBC

5'10 x 20" x 2 1/2"	- 31.9ltr
6'2 x 20 1/2" x 2 3/4"	- 37.3ltr
6'6 x 21 1/2" x 2 7/8"	- 43.9ltr

5'8 x 19 7/8" x 2 1/4"	- 28.8ltr
6'0 x 20 3/8" x 2 1/2"	- 33.6ltr
6'4 x 20 7/8" x 2 3/4"	- 38.8ltr

5'6 x 20 1/2" x 2 3/8"	- 30.6ltr
5'10 x 21" x 2 1/2"	- 35.3ltr
6'0 x 21 1/2" x 2 5/8"	- 38.8ltr
6'2 x 21 3/4" x 2 3/4"	- 41.3ltr

6'6 x 21 3/4" x 2 3/4"	- 43.5ltr
6'10 x 22 1/2" x 2 7/8"	- 49.1ltr
7'2 x 22 3/4" x 3"	- 53.7ltr
7'6 x 23" x 3"	- 57.5ltr



ACT MID/LONG



NEW MODEL CHOPPER



NEW MODEL V+



DON HP




NEW MODEL DON NR



BLACK RAIL AND BAMBOO



RED RAIL AND BAMBOO



RED RAIL AND BAMBOO



BLUE RAIL AND BAMBOO

6'10 x 20 3/4" x 2 5/8" - 42.6ltr
 7'2 x 21 1/4" x 2 3/4" - 47.5ltr
 7'6 x 21 3/4" x 2 7/8" - 52.5ltr

7'4 x 22" x 3" - 55.9ltr
 7'8 x 22 1/2" x 3 3/16" - 63.9ltr
 8'0 x 22 7/8" x 3 1/4" - 68ltr

9'1 x 21 7/8" x 2 13/16" - 63tr

9'1 x 23" x 3 1/8" - 77ltr